

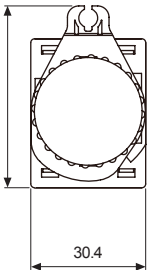
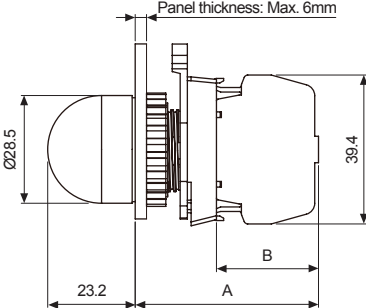


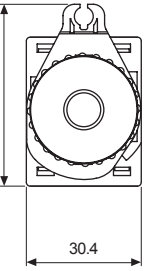
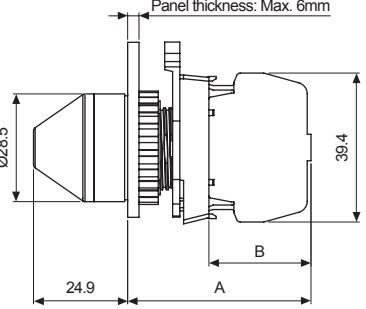




Ø22/25 Pilot Lights (L2RR Series)

Type	Appearance	Model	Contact block		LED block										
			A contact	B contact	AC/DC voltage	AC voltage									
Dome head, extended	 L2RR-L1G□ 	L2RR-L1□D(M)	—	—	1	—									
		L2RR-L1□L(M)	—	—	—	1									
<p>※□ indicates color: R, B, G, Y, W</p> <p>※The M in the model name indicates modular type LED block. Models without M are singular LED block.</p> <p>※The light unit and LED blocks are sold separately. (light unit: bold letters, LED block: regular letters)</p> <p>※The LED color is the same as the control unit.</p> <p>• Dimensions (unit: mm)</p> <div style="display: flex; justify-content: space-around; align-items: flex-start;"> <div style="text-align: center;">  <p>48.1</p> <p>30.4</p> </div> <div style="text-align: center;">  <p>Panel thickness: Max. 6mm</p> <p>Ø28.5</p> <p>23.2</p> <p>39.4</p> <p>A</p> <p>B</p> </div> <div style="border: 1px solid black; padding: 5px;"> <table border="1"> <thead> <tr> <th></th> <th>A</th> <th>B</th> </tr> </thead> <tbody> <tr> <td>Singular type</td> <td>48.5</td> <td>27.0</td> </tr> <tr> <td>Modular type</td> <td>46.5</td> <td>25.0</td> </tr> </tbody> </table> </div> </div> <p style="text-align: right;">※For panel cut-out dimensions, please refer to page A-82.</p>								A	B	Singular type	48.5	27.0	Modular type	46.5	25.0
	A	B													
Singular type	48.5	27.0													
Modular type	46.5	25.0													
Horn head, extended	 L2RR-L2Y□ 	L2RR-L2□D(M)	—	—	1	—									
		L2RR-L2□L(M)	—	—	—	1									
<p>※□ indicates color: R, B, G, Y, W</p> <p>※The M in the model name indicates modular type LED block. Models without M are singular LED block.</p> <p>※The light unit and LED blocks are sold separately. (light unit: bold letters, LED block: regular letters)</p> <p>※The LED color is the same as the control unit.</p> <p>• Dimensions (unit: mm)</p> <div style="display: flex; justify-content: space-around; align-items: flex-start;"> <div style="text-align: center;">  <p>48.1</p> <p>30.4</p> </div> <div style="text-align: center;">  <p>Panel thickness: Max. 6mm</p> <p>Ø28.5</p> <p>24.9</p> <p>39.4</p> <p>A</p> <p>B</p> </div> <div style="border: 1px solid black; padding: 5px;"> <table border="1"> <thead> <tr> <th></th> <th>A</th> <th>B</th> </tr> </thead> <tbody> <tr> <td>Singular type</td> <td>48.5</td> <td>27.0</td> </tr> <tr> <td>Modular type</td> <td>46.5</td> <td>25.0</td> </tr> </tbody> </table> </div> </div> <p style="text-align: right;">※For panel cut-out dimensions, please refer to page A-82.</p>								A	B	Singular type	48.5	27.0	Modular type	46.5	25.0
	A	B													
Singular type	48.5	27.0													
Modular type	46.5	25.0													

Control Switches

Ø16

Ø22/25

Ø30

□30

Push Button Switches

Round

Square

Rectangular

Selector Switches

Round

Square

Rectangular

Key Selector Switches

Round

Square

Rectangular

Double Push Button Switches

Mushroom-head Push Button Switches

Emergency Switches


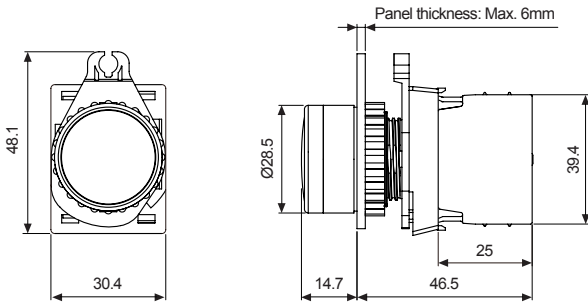

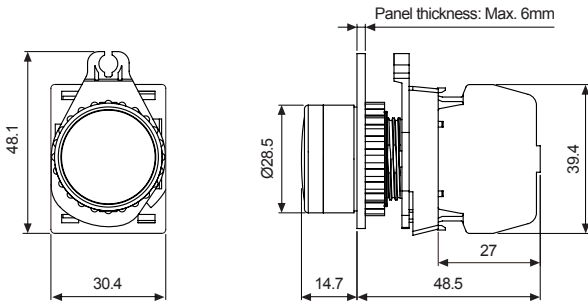
Pilot Lights

Accessories

Buzzers



Ø22/25 Pilot Lights

Type	Appearance	Model	Contact block		LED block	
			A contact	B contact	AC/DC voltage	AC voltage
Flat round, extended	 L2RRU-L3R□	Modular contact L2RR(U)-L3□DM	—	—	1	—
		L2RR(U)-L3□LM	—	—	—	1
<p> ※ □ indicates color: R, B, G, Y, W ※ The control unit, contact blocks, LED blocks are sold separately. (control unit: bold letters, contact block: regular letters) ※ Control unit+contact block (modular type) models do not contain "Push" markings on the button cap. ※ Models with 'U' in the model name is available only for control unit. 'U' models do not contain "Push" markings on the button cap. ※ The LED color is the same as the control unit. ※ Waterproof cap (model: SA-WP) is available. </p>						
<p>• Dimensions (unit: mm)</p>  <p style="text-align: right;">※For panel cut-out dimensions, please refer to page A-82.</p>						
Appearance	Model	Contact block		LED block		
		A contact	B contact	AC/DC voltage	AC voltage	
 L2RR-L3R□	Singular contact L2RR(U)-L3□D	—	—	1	—	
	L2RR(U)-L3□L	—	—	—	1	
<p> ※ □ indicates color: R, B, G, Y, W ※ The control unit, contact blocks, LED blocks are sold separately. (control unit: bold letters, contact block: regular letters) ※ Control unit+contact block (modular type) models do not contain "Push" markings on the button cap. ※ Models with 'U' in the model name is available only for control unit. 'U' models do not contain "Push" markings on the button cap. ※ The LED color is the same as the control unit. ※ Waterproof cap (model: SA-WP) is available. </p>						
<p>• Dimensions (unit: mm)</p>  <p style="text-align: right;">※For panel cut-out dimensions, please refer to page A-82.</p>						



Control Switches

Ø16

Ø22/25

Ø30

□30

Push Button Switches

Round

Square

Rectangular

Selector Switches

Round

Square

Rectangular

Key Selector Switches

Round

Square

Rectangular

Double Push Button Switches


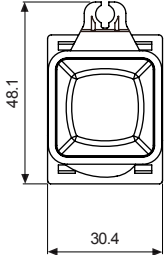
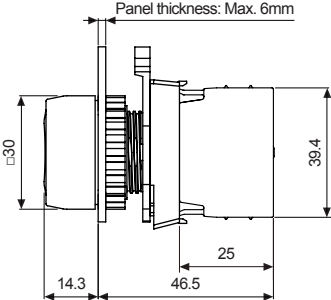

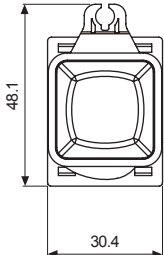
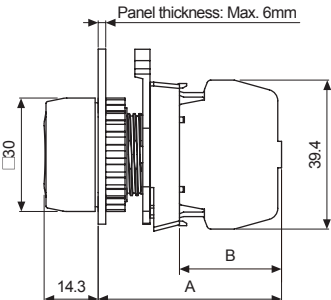
Mushroom-head Push Button Switches

Emergency Switches

Pilot Lights

Accessories


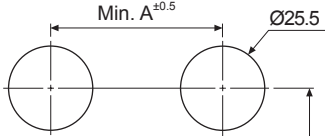
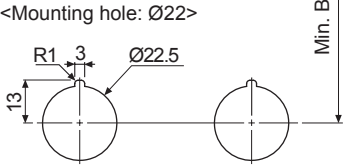









Buzzers

Type	Appearance	Model	Contact block		LED block	
			A contact	B contact	AC/DC voltage	AC voltage
Flat round, extended	 L2RRU-L4B□	Modular contact L2RR(U)-L4□DM	—	—	1	—
		L2RR(U)-L4□LM	—	—	—	1
<p>※ □ indicates color: R, B, G, Y, W</p> <p>※ The control unit, contact blocks, LED blocks are sold separately. (control unit: bold letters, contact block: regular letters)</p> <p>※ Control unit+contact block (modular type) models do not contain "Push" markings on the button cap.</p> <p>※ Models with 'U' in the model name is available only for control unit. 'U' models do not contain "Push" markings on the button cap.</p> <p>※ The LED color is the same as the control unit. ※ Waterproof cap (model: SA-WP) is available.</p> <p>• Dimensions (unit: mm)</p> <div style="display: flex; justify-content: space-around;">   </div> <p style="text-align: right;">※ For panel cut-out dimensions, please refer to page A-82.</p>						
Appearance	Model	Contact block		LED block		
Singular contact	 L2RR-L4B□	L2RR(U)-L4□D	—	—	1	—
		L2RR(U)-L4□L	—	—	—	1
<p>※ □ indicates color: R, B, G, Y, W</p> <p>※ The control unit, contact blocks, LED blocks are sold separately. (control unit: bold letters, contact block: regular letters)</p> <p>※ Control unit+contact block (modular type) models do not contain "Push" markings on the button cap.</p> <p>※ Models with 'U' in the model name is available only for control unit. 'U' models do not contain "Push" markings on the button cap.</p> <p>※ The LED color is the same as the control unit. ※ Waterproof cap (model: SA-WP) is available.</p> <p>• Dimensions (unit: mm)</p> <div style="display: flex; justify-content: space-around;">   </div> <p style="text-align: right;">※ For panel cut-out dimensions, please refer to page A-82.</p>						

Ø22/25 Panel Cut-out Dimensions

Ø22/25 Panel Cut-out Dimensions

(unit: mm)

Type		A	B	Panel Cut-out Dimensions	
Round/Square Push Button Switches (S2PR/S2PRS Series)			33	55	<p><Mounting hole: Ø25></p>  <p><Mounting hole: Ø22></p> 
Round Selector Switches (S2SR/S2SRN Series)	Short lever		33	55	
	Long lever		55	55	
Round Key Selector Switches (S2KR Series)			33	55	
Double Push Button Switches (S2TR Series)			33	60	
Mushroom-head Push Button Switches (S2BR Series)			33	55	
Emergency Switches (S2ER Series)	D30		33	55	
	D40		55	55	
	D60		80	80	
Pilot Lights (L2RR Series)			33	55	